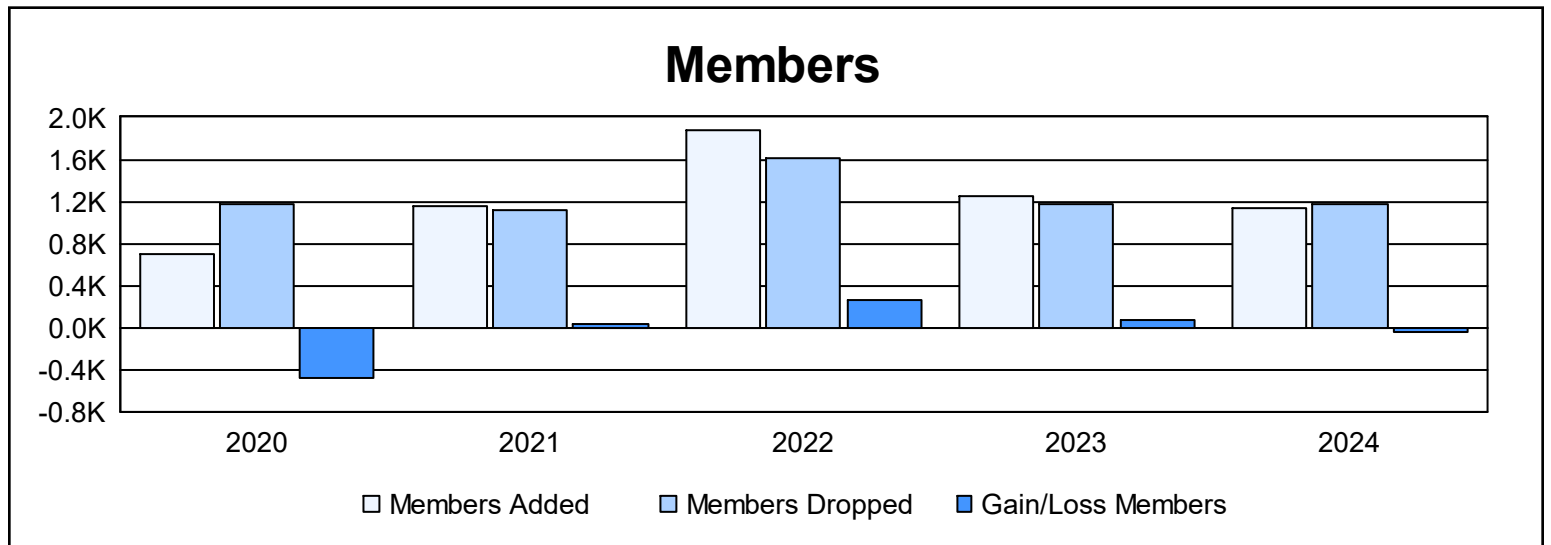
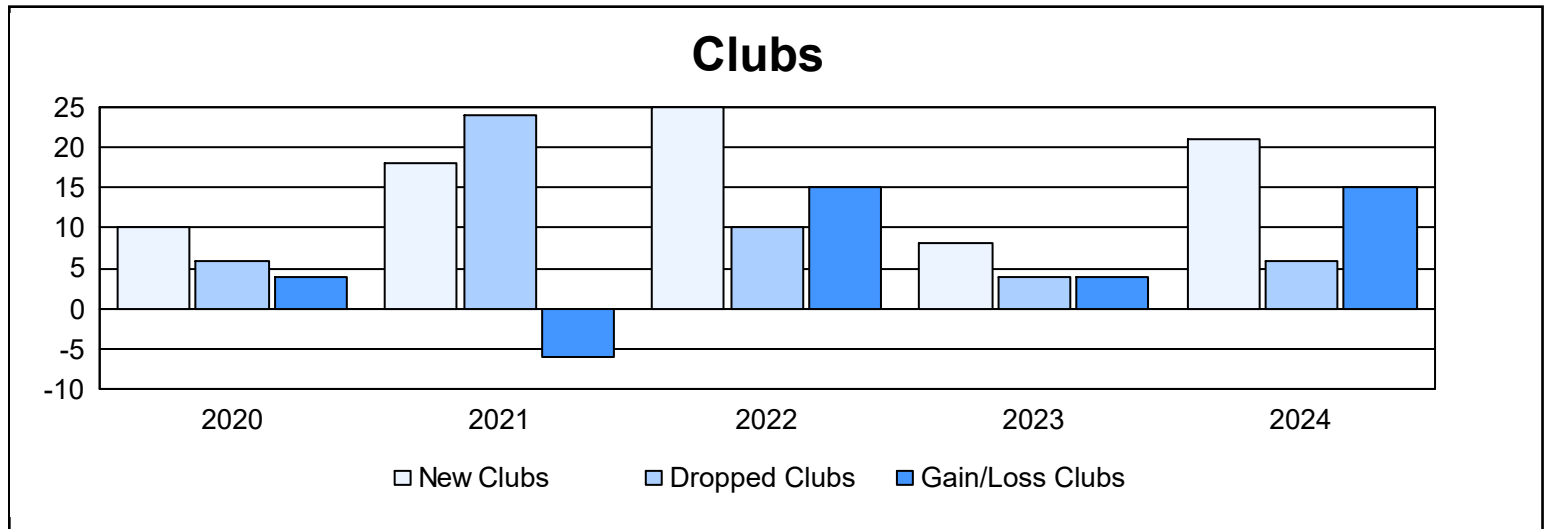
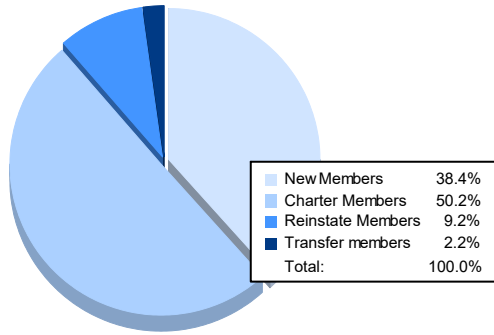


Year	New Clubs	Dropped Clubs	Gain/ Loss Clubs	New Members	Charter Members	Reinstate Members	Transfer Members	Total Member Added	Total Members Dropped	Gain/ Loss Members
2019-2020	10	6	4	332	276	80	7	695	1,174	-479
2020-2021	18	24	-6	676	440	32	2	1,150	1,113	37
2021-2022	25	10	15	873	812	142	40	1,867	1,613	254
2022-2023	8	4	4	600	472	134	37	1,243	1,166	77
2023-2024	21	6	15	433	566	104	25	1,128	1,174	-46
Average	16	10	6	583	513	98	22	1,217	1,248	-31



Membership Composition June 2024 Cumulative



Gender Composition June 2024 Cumulative

